District: 1 and Vicinity

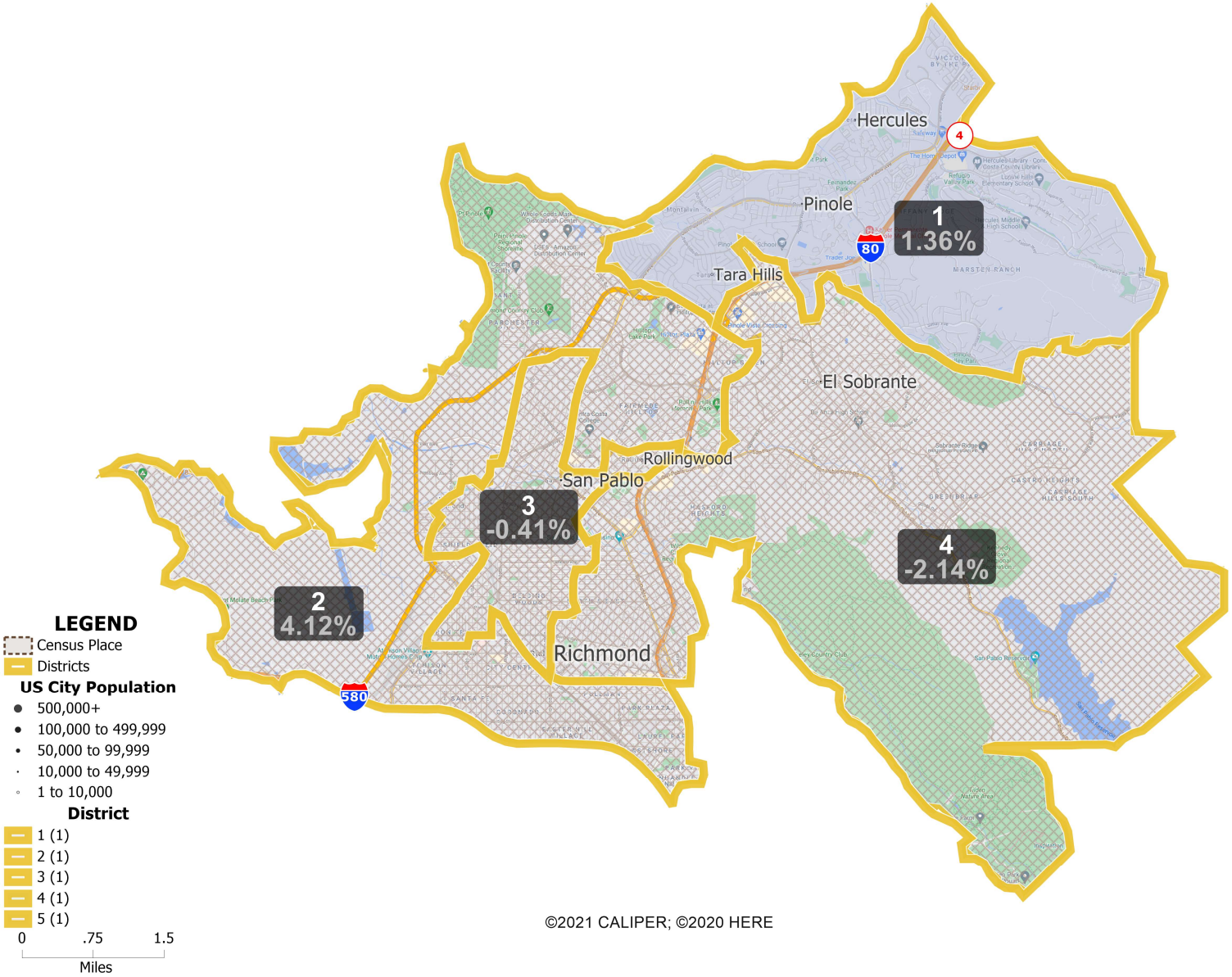

Field	Value
District	1
POP20	52867
Deviation	709
% Deviation	1.36%
WHITE20	10986
% WHITE20	20.78%
BLACK20	6607
% BLACK20	12.5%
HISP20	13627
% HISP20	25.78%
ASIAN20	18112
% ASIAN20	34.26%
CVAP19	38346
WCVAP19	10958
% WCVAP19	28.58%
BCVAP19	5674
% BCVAP19	14.8%
HCVAP19	7264
% HCVAP19	18.94%
ACVAP19	13477
% ACVAP19	35.15%
TOTVOT	26916
WHIVOT	7,051
% WHIVOT	26.2%
BLAVOT	3,760
% BLAVOT	13.97%
HISVOT	6,617
% HISVOT	24.58%
ASIVOT	8,581
% ASIVOT	31.88%

District: 2 and Vicinity

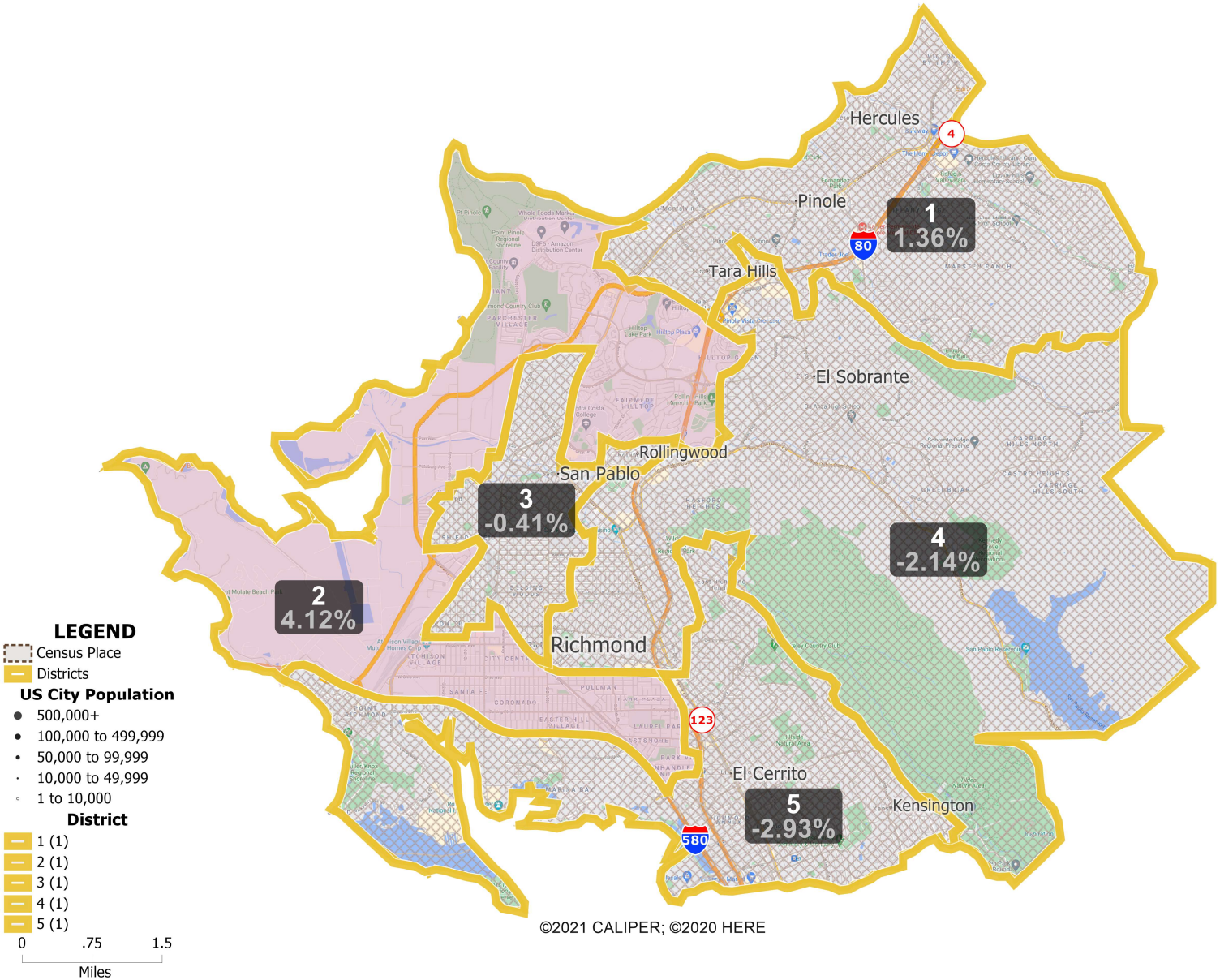

Field	Value
District	2
POP20	54307
Deviation	2,149
% Deviation	4.12%
WHITE20	4172
% WHITE20	7.68%
BLACK20	15613
% BLACK20	28.75%
HISP20	23582
% HISP20	43.42%
ASIAN20	8011
% ASIAN20	14.75%
CVAP19	30992
WCVAP19	3943
% WCVAP19	12.72%
BCVAP19	13650
% BCVAP19	44.04%
HCVAP19	7670
% HCVAP19	24.75%
ACVAP19	5393
% ACVAP19	17.4%
TOTVOT	17222
WHIVOT	1,595
% WHIVOT	9.26%
BLAVOT	7,173
% BLAVOT	41.65%
HISVOT	5,214
% HISVOT	30.28%
ASIVOT	2,672
% ASIVOT	15.52%

District: 3 and Vicinity

©2021 CALIPER; ©2020 HERE

Field	Value
District	3
POP20	51943
Deviation	-215
% Deviation	-0.41%
WHITE20	2787
% WHITE20	5.37%
BLACK20	4909
% BLACK20	9.45%
HISP20	37553
% HISP20	72.3%
ASIAN20	5099
% ASIAN20	9.82%
CVAP19	22066
WCVAP19	2245
% WCVAP19	10.17%
BCVAP19	3534
% BCVAP19	16.02%
HCVAP19	12322
% HCVAP19	55.84%
ACVAP19	3105
% ACVAP19	14.07%
TOTVOT	12929
WHIVOT	890
% WHIVOT	6.88%
BLAVOT	1,801
% BLAVOT	13.93%
HISVOT	8,674
% HISVOT	67.09%
ASIVOT	1,290
% ASIVOT	9.98%

District: 4 and Vicinity

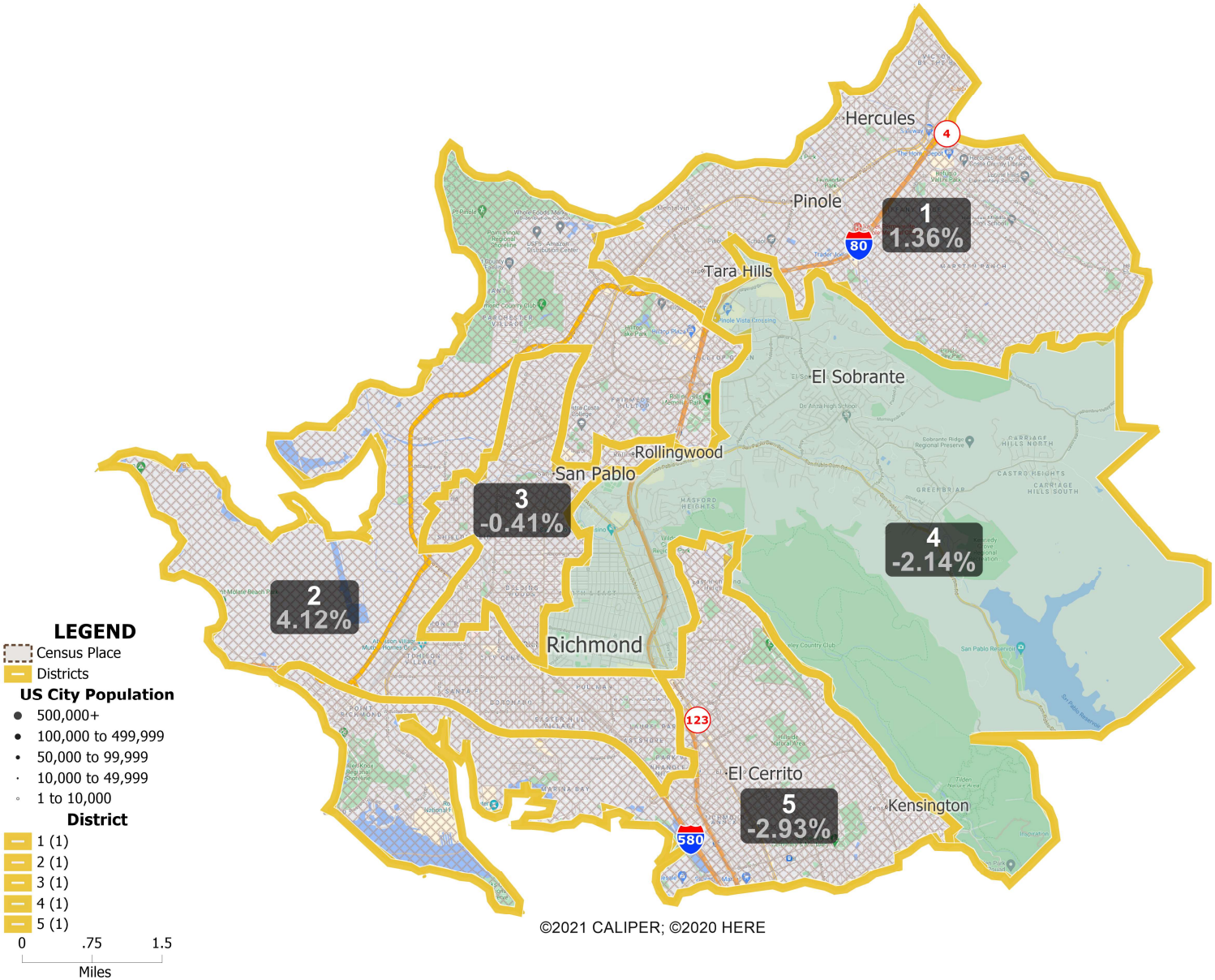

Field	Value
District	4
POP20	51042
Deviation	-1,116
% Deviation	-2.14%
WHITE20	13235
% WHITE20	25.93%
BLACK20	6520
% BLACK20	12.77%
HISP20	17522
% HISP20	34.33%
ASIAN20	10012
% ASIAN20	19.62%
CVAP19	32554
WCVAP19	12355
% WCVAP19	37.95%
BCVAP19	5768
% BCVAP19	17.72%
HCVAP19	7104
% HCVAP19	21.82%
ACVAP19	6680
% ACVAP19	20.52%
TOTVOT	24150
WHIVOT	8,801
% WHIVOT	36.44%
BLAVOT	3,478
% BLAVOT	14.4%
HISVOT	6,408
% HISVOT	26.53%
ASIVOT	4,430
% ASIVOT	18.34%

District: 5 and Vicinity

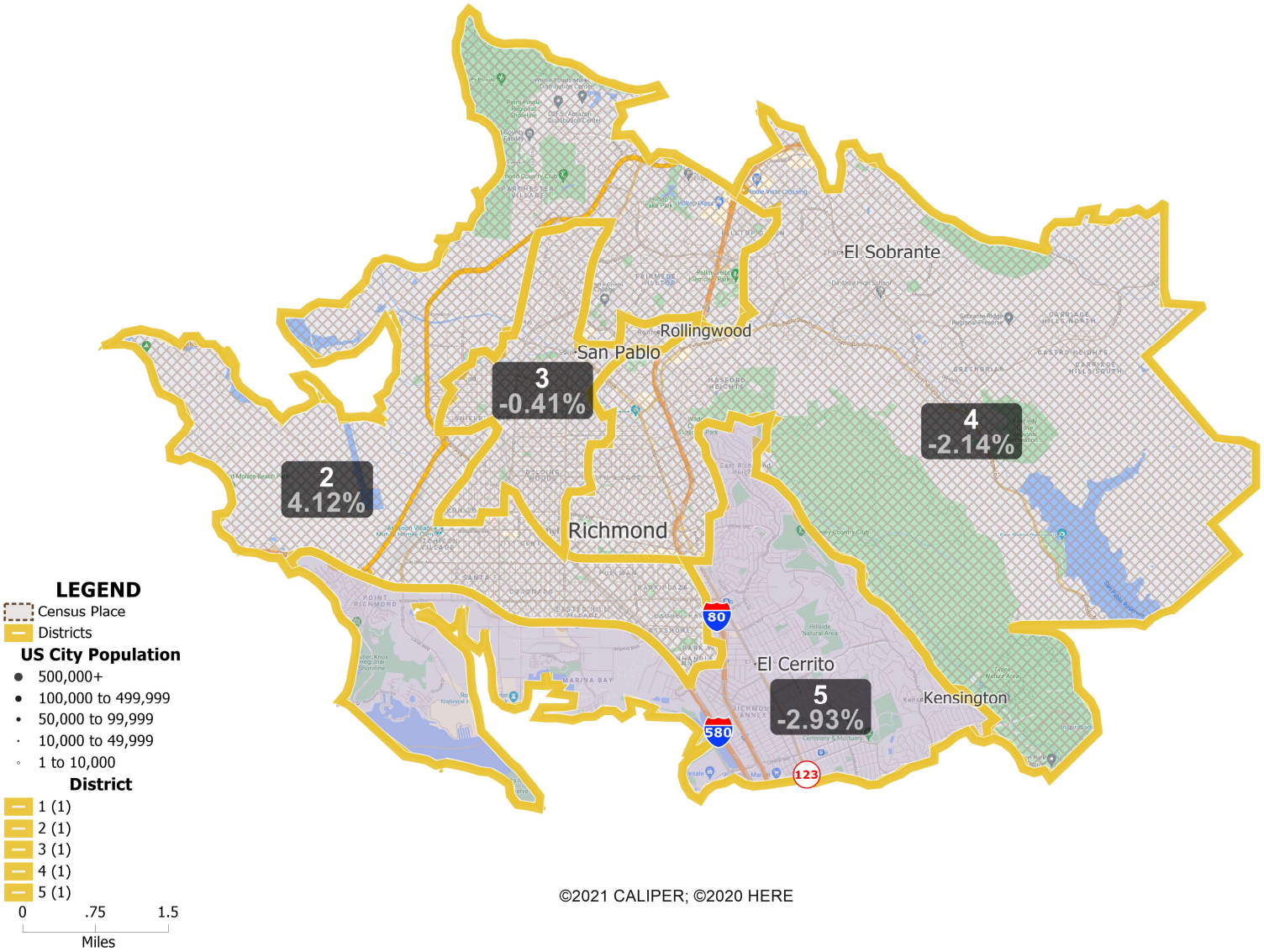

©2021 CALIPER; ©2020 HERE

Field	Value
District	5
POP20	50632
Deviation	-1,526
% Deviation	-2.93%
WHITE20	23866
% WHITE20	47.14%
BLACK20	3367
% BLACK20	6.65%
HISP20	6861
% HISP20	13.55%
ASIAN20	12153
% ASIAN20	24%
CVAP19	35393
WCVAP19	19640
% WCVAP19	55.49%
BCVAP19	3652
% BCVAP19	10.32%
HCVAP19	3380
% HCVAP19	9.55%
ACVAP19	7924
% ACVAP19	22.39%
TOTVOT	30309
WHIVOT	18,041
% WHIVOT	59.52%
BLAVOT	1,874
% BLAVOT	6.18%
HISVOT	2,561
% HISVOT	8.45%
ASIVOT	6,617
% ASIVOT	21.83%