District: 1 and Vicinity

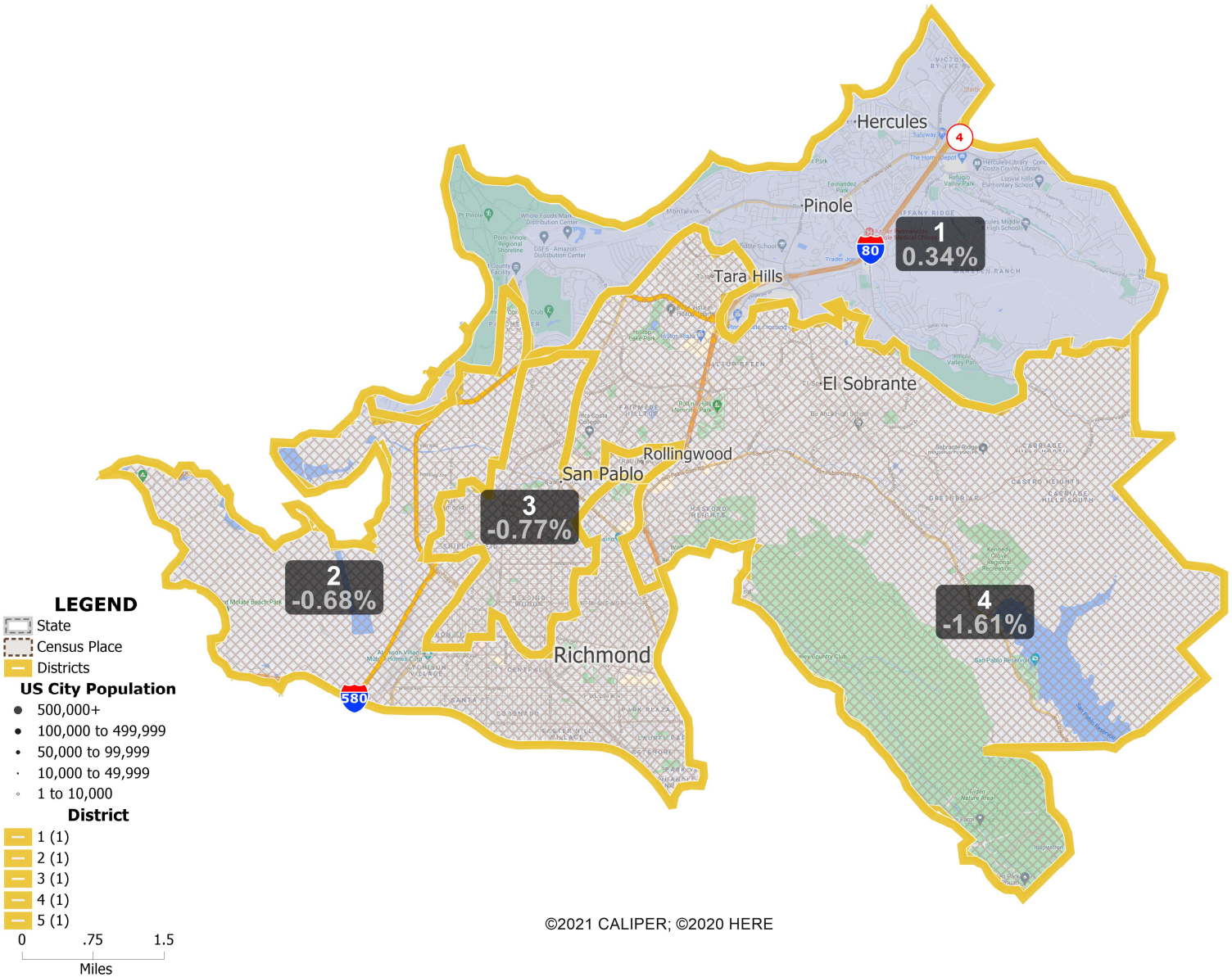

Field	Value
District	1
POP20	52336
Deviation	178
% Deviation	0.34%
WHITE20	10589
% WHITE20	20.23%
BLACK20	6796
% BLACK20	12.99%
HISP20	12559
% HISP20	24%
ASIAN20	18868
% ASIAN20	36.05%
CVAP19	37999
WCVAP19	10882
% WCVAP19	28.64%
BCVAP19	5834
% BCVAP19	15.35%
HCVAP19	6527
% HCVAP19	17.18%
ACVAP19	13803
% ACVAP19	36.32%
TOTVOT	26568
WHIVOT	6,742
% WHIVOT	25.38%
BLAVOT	3,808
% BLAVOT	14.33%
HISVOT	6,117
% HISVOT	23.02%
ASIVOT	8,998
% ASIVOT	33.87%

District: 2 and Vicinity

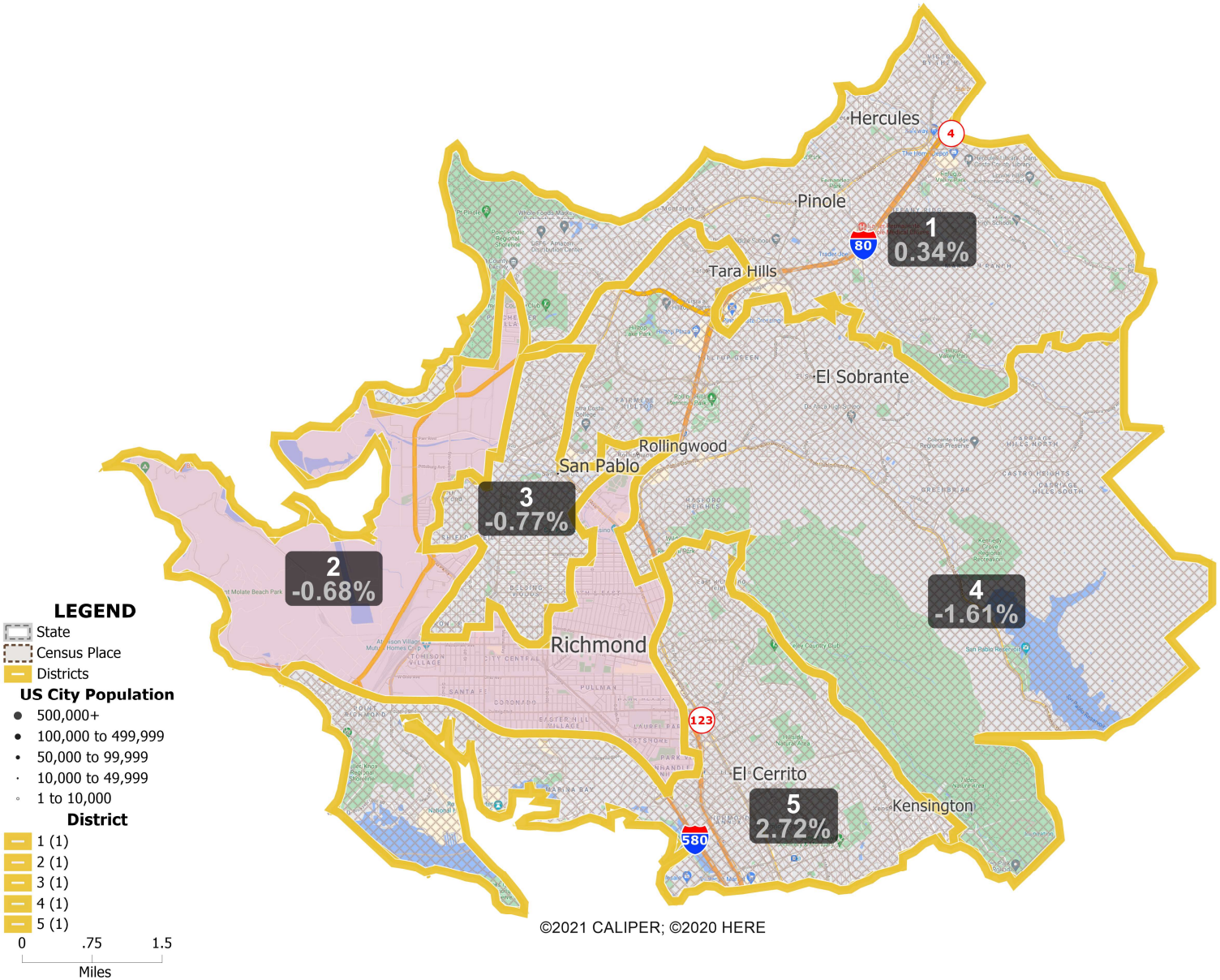

Field	Value
District	2
POP20	51805
Deviation	-353
% Deviation	-0.68%
WHITE20	5382
% WHITE20	10.39%
BLACK20	12078
% BLACK20	23.31%
HISP20	26644
% HISP20	51.43%
ASIAN20	5295
% ASIAN20	10.22%
CVAP19	27278
WCVAP19	4573
% WCVAP19	16.76%
BCVAP19	11153
% BCVAP19	40.89%
HCVAP19	7555
% HCVAP19	27.7%
ACVAP19	3617
% ACVAP19	13.26%
TOTVOT	16810
WHIVOT	2,677
% WHIVOT	15.93%
BLAVOT	5,471
% BLAVOT	32.55%
HISVOT	6,409
% HISVOT	38.13%
ASIVOT	1,733
% ASIVOT	10.31%

District: 3 and Vicinity

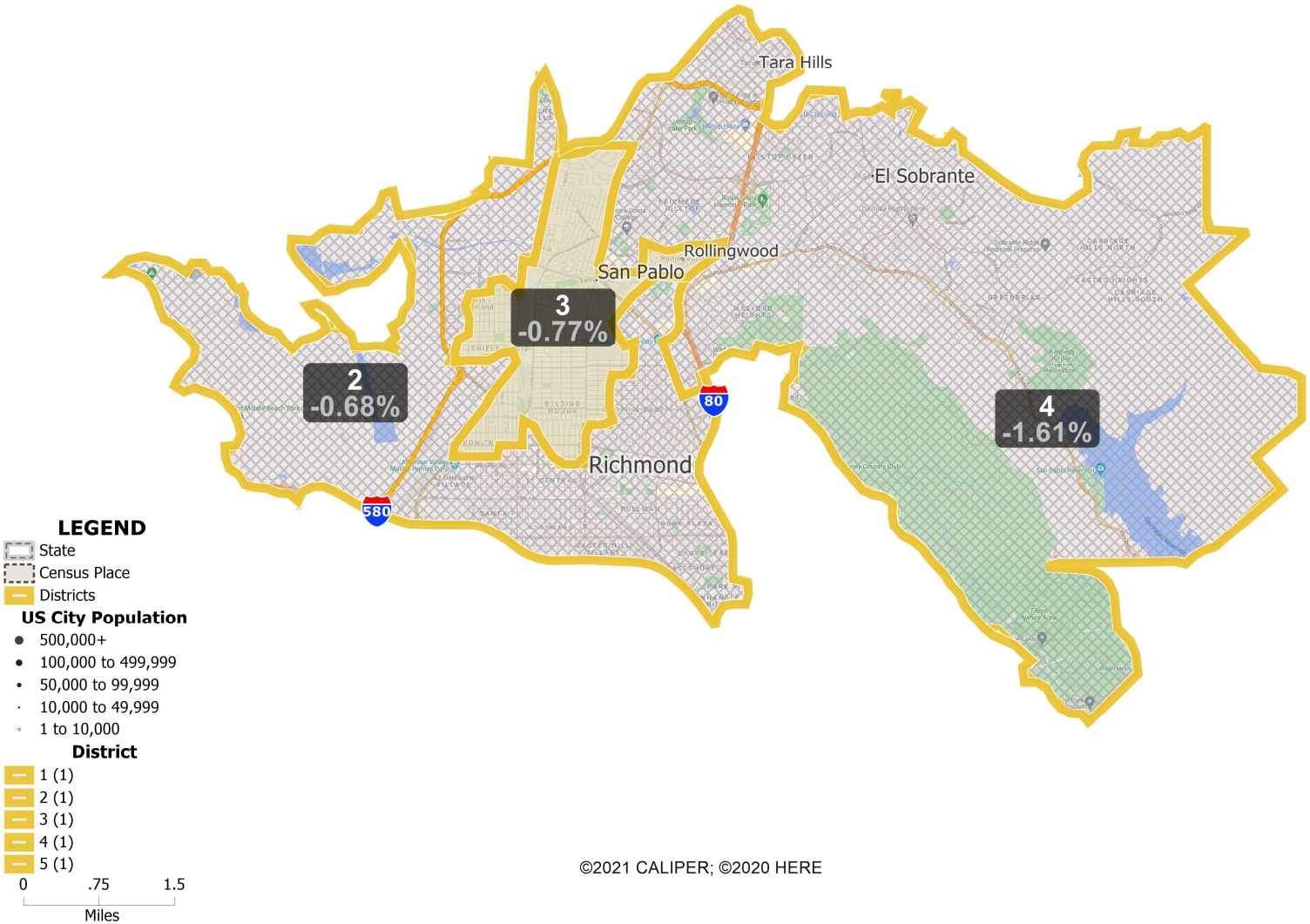

©2021 CALIPER; ©2020 HERE

Field	Value
District	3
POP20	51756
Deviation	-402
% Deviation	-0.77%
WHITE20	2788
% WHITE20	5.39%
BLACK20	4900
% BLACK20	9.47%
HISP20	37404
% HISP20	72.27%
ASIAN20	5084
% ASIAN20	9.82%
CVAP19	22033
WCVAP19	2240
% WCVAP19	10.17%
BCVAP19	3549
% BCVAP19	16.11%
HCVAP19	12308
% HCVAP19	55.86%
ACVAP19	3097
% ACVAP19	14.06%
TOTVOT	12903
WHIVOT	890
% WHIVOT	6.9%
BLAVOT	1,790
% BLAVOT	13.87%
HISVOT	8,660
% HISVOT	67.12%
ASIVOT	1,289
% ASIVOT	9.99%

District: 4 and Vicinity

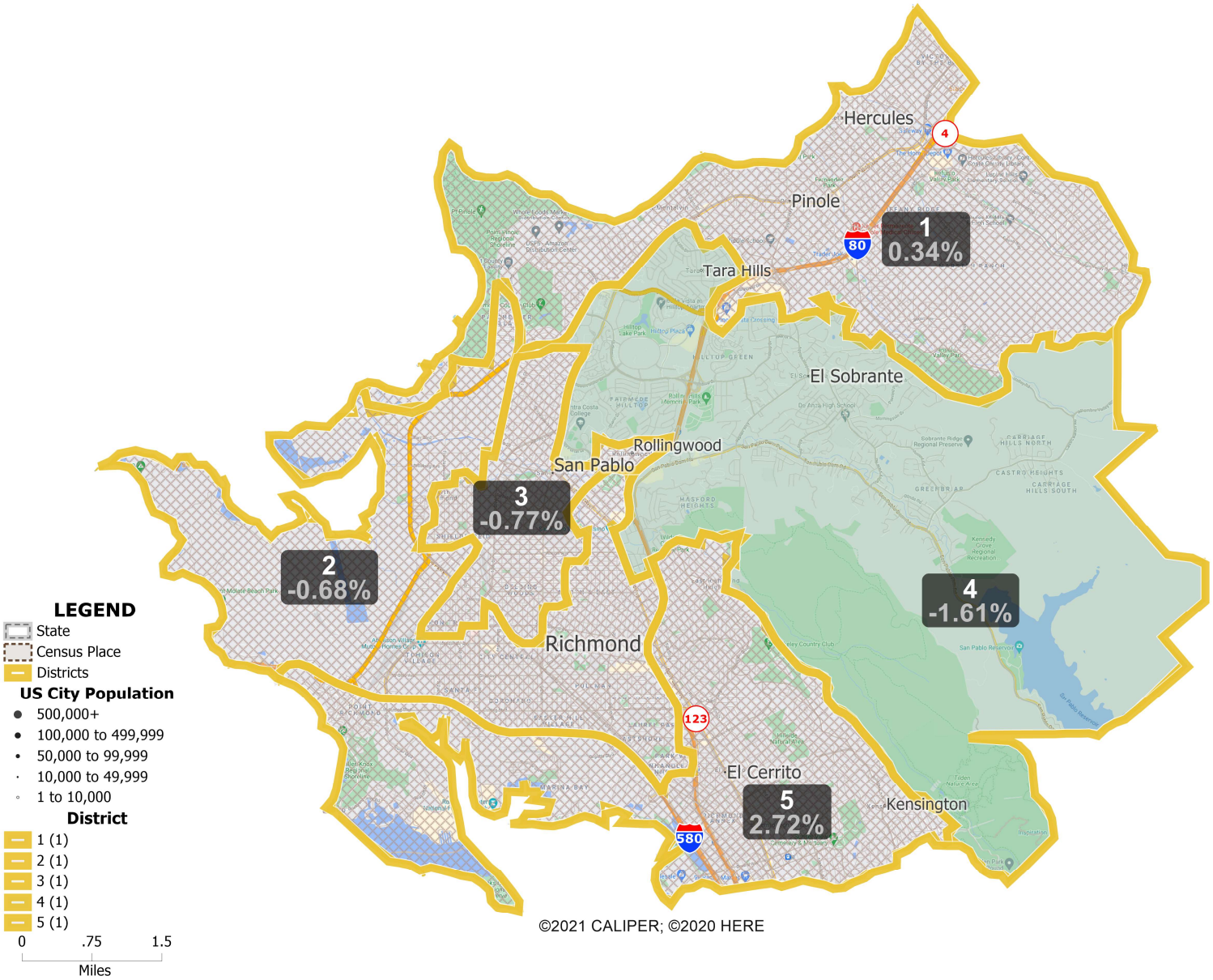

Field	Value
District	4
POP20	51316
Deviation	-842
% Deviation	-1.61%
WHITE20	11316
% WHITE20	22.05%
BLACK20	9543
% BLACK20	18.6%
HISP20	14928
% HISP20	29.09%
ASIAN20	11444
% ASIAN20	22.3%
CVAP19	34560
WCVAP19	10881
% WCVAP19	31.48%
BCVAP19	7752
% BCVAP19	22.43%
HCVAP19	7666
% HCVAP19	22.18%
ACVAP19	7714
% ACVAP19	22.32%
TOTVOT	23243
WHIVOT	7,176
% WHIVOT	30.87%
BLAVOT	4,953
% BLAVOT	21.31%
HISVOT	5,421
% HISVOT	23.32%
ASIVOT	4,679
% ASIVOT	20.13%

District: 5 and Vicinity

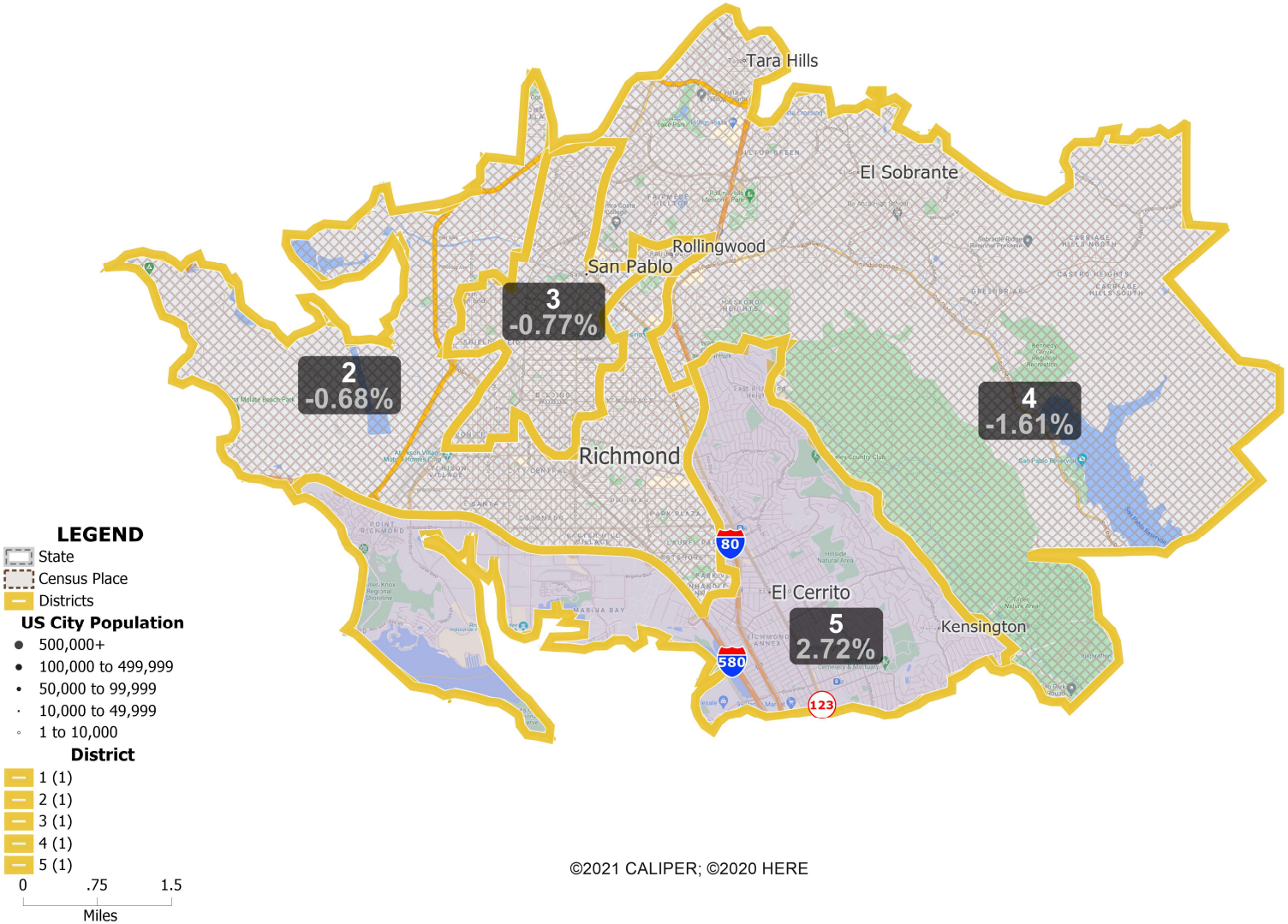

©2021 CALIPER; ©2020 HERE

Field	Value
District	5
POP20	53578
Deviation	1,420
% Deviation	2.72%
WHITE20	24971
% WHITE20	46.61%
BLACK20	3699
% BLACK20	6.9%
HISP20	7610
% HISP20	14.2%
ASIAN20	12696
% ASIAN20	23.7%
CVAP19	37481
WCVAP19	20565
% WCVAP19	54.87%
BCVAP19	3990
% BCVAP19	10.65%
HCVAP19	3684
% HCVAP19	9.83%
ACVAP19	8348
% ACVAP19	22.27%
TOTVOT	32002
WHIVOT	18,893
% WHIVOT	59.04%
BLAVOT	2,064
% BLAVOT	6.45%
HISVOT	2,867
% HISVOT	8.96%
ASIVOT	6,891
% ASIVOT	21.53%